

Bicyclists' Rules of the Road: Give Respect & Get Respect

Bicyclists have the same rights and responsibilities as operators of motor vehicles, according to Massachusetts State Law. This means cyclists must follow all traffic rules, and they are allowed to bike on any road in the state, except for limited access highways like I-93. Following the same rules as other vehicles makes you predictable and significantly reduces the likelihood of a crash. Obeying the law also signifies respect to all road users, emphasizing the fact that bikes belong on our streets.

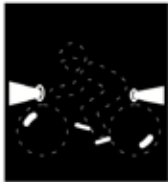


Traffic signals are for cyclists too

Obey all traffic signs and signals. Stop behind the stop line so as not to block pedestrians in crosswalks.

Sidewalks are for walking

Bike riding on sidewalks is prohibited in business districts. Other sidewalks may be used at a slow pace.



Don't be invisible!

Bikes are required by law to have a front white light, rear red light/reflector, and side and pedal/ankle reflectors at night.

Yield to pedestrians

Stop for all pedestrians in crosswalks. Do not pass other vehicles stopped at crosswalks - there may be a pedestrian crossing in front of them.

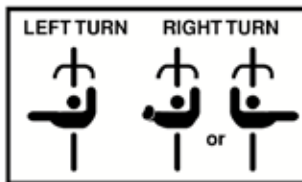


Pass pedestrians with care

When on a path or sidewalk, pass other users with care; announce your presence with a bell or friendly "on your left."


Look and signal before turning

Always look behind you to see if it is clear before turning or changing lanes.



Take the lane when needed

If a lane is too narrow for sharing with a car, move into the center of the lane. Motorists are then less likely to pass unsafely.



Left turns

Turn left as a vehicle by merging into the left turn lane or left side of single lane. Or dismount and cross as a pedestrian using crosswalks.



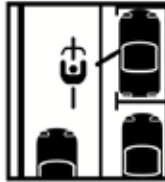
Avoid the right hook

Avoid passing any moving vehicle on the right. Pass traffic slowly and carefully (including when there are bike lanes) and watch for turning vehicles.



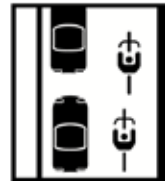
Beware of the door zone!

Try to ride at least 4 feet away from parked cars, even if there is a bike lane or traffic passing you.



Ride single file

Unless passing, ride single file. Notify other cyclists of overtaking cars by announcing, "Car back."



Don't swerve

Ride in a straight, predictable line. Car drivers may not be able to avoid you if you suddenly move into their path.




Pass busses on the left

Bus passengers exit on the right, so always pass a stopped or stopping bus on the left; or wait behind until it starts moving again.



SOMERVILLE BY BICYCLE



Better Biking in The City of Somerville

Recognized Bike Friendly Community, 2011-2015

Brought to you by Mayor Joseph A. Curtatone,
Office of Strategic Planning + Community Development,
and the Somerville Bicycle Committee